



BEVERAGE-AIR

PO Box 5932, Spartanburg, SC 29304
1-888-845-9800 Fax# 1-864-582-5083
<http://www.Beverage-Air.com>

Commercial Refrigeration Equipment General Specification

Item No. _____
Quantity _____

TOP MOUNTED REACH-IN FREEZERS HORIZON SERIES SOLID & HALF-SOLID DOORS

MODELS:
HF
HFP
HFS
HFPS

18 Month Parts/Labor Warranty—5 Year Compressor

CABINET CONSTRUCTION

- Exterior—Stainless steel exterior front and gray painted sides standard (Additional exterior finish options available—see right).
- Interior—Anodized aluminum interior with coved corners standard.
- Insulation—2" foamed-in-place CFC and HCFC-free polyurethane insulation.

ELECTRONIC CONTROL

- Electronic thermostat with manual defrost button provides a digital display of cabinet temperatures, which includes status indicators and key pad for any necessary temperature adjustments.

REFRIGERATION SYSTEM

- Top mount balanced refrigeration system with evaporator positioned out of the food zone to maximize capacity.
- Automatic evaporation system for energy efficiency.
- Unique down draft airflow system ensures uniform distribution of airflow throughout the entire cabinet to ensure even product temperatures; maintains product temperatures at or near 0°F.
- Factory engineered, self-contained refrigeration system uses environmentally friendly (CFC and HCFC-free) R404A refrigerant.
- Automatic defrost system is fully automatic, time-initiated and temperature terminated operation.

DOORS

- Choose from solid door or half-solid door configuration.
- Anti-microbial door handles and door locks are standard.
- Field reversible doors and cam lift hinges standard. Positive seal self-closing door(s) with 120° stay open feature.
- Plug-in magnetic door gaskets of one piece construction, removable without tools for ease of cleaning.

SHELVING

- Three (3) heavy duty epoxy coated wire shelves per section standard. Four (4) shelf clips included per shelf (field installed).
- Shelves are adjustable in 1/2" increments. Four (4) interior pan slide kits available for field installation (see catalog).

MODEL FEATURES

- Incandescent interior light.
- 6" heavy-duty casters included, two with brakes. HFPS Spec Series standard with 6" legs.
- Cord and plug pre-wired – 115/60/1 phase. 208-230 volt units are designed for field wiring.
- Epoxy coated evaporator to eliminate the potential of corrosion.
- ENERGY STAR® Qualified - 2010 Energy Compliant.
- UL-EPH and CUL for open food product.

1 Great Design, 4 Finish Options:

- **HF Standard Series:** S/S front, gray painted sides, aluminum interior
- **HFP Series:** S/S front, S/S sides, aluminum interior
- **HFS Series:** S/S front, gray painted sides, s/s interior
- **HFPS Spec Series:** Complete S/S exterior and interior



HF1/HFP1/
HFS1/HFPS1-1S



HF1/HFP1/
HFS1/HFPS1-1HS



HF1W/HFP1W/
HFS1W/HFPS1W-1S



HF2/HFP2/
HFS2/HFPS2-1S



HF2/HFP2/
HFS2/HFPS2-1HS



HF3/HFP3/
HFS3/HFPS3-5S



HF3/HFP3/
HFS3/HFPS3-5HS

Available From:



*Note: Not all markings may apply to all model variations.

Model Specified _____

Store# _____

Location _____

Quantity _____



BEVERAGE-AIR

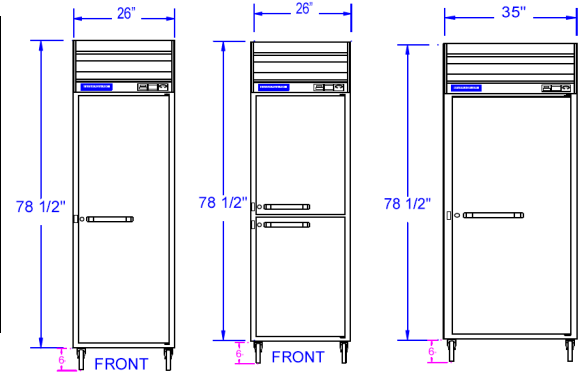
Top Mount, Horizon Series Freezers

Models: HF, HFP, HFS, HFPS

(-S) Solid Door Models, (-HS) Half-Solid Door Models

PLAN VIEWS

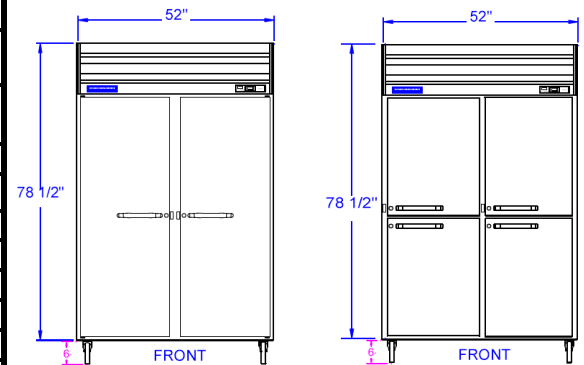
DOOR TYPE	HF STANDARD S/S Front, Gray Painted Sides, Aluminum Interior	HFP S/S Front, S/S Sides, Aluminum Interior	HFS S/S Front, Gray Painted Sides, S/S Interior	HFPS Complete Stainless Exterior and Interior	DOORS & SHELVES
SOLID (-S)	HF1-1S	HFP1-1S	HFS1-1S	HFPS1-1S	1 Door & 3 Shelves
	HF1W-1S	HFP1W-1S	HFS1W-1S	HFPS1W-1S	1 Door & 3 Shelves
	HF2-1S	HFP2-1S	HFS2-1S	HFPS2-1S	2 Doors & 6 Shelves
	HF3-5S	HFP3-5S	HFS3-5S	HFPS3-5S	3 Doors & 9 Shelves
HALF-SOLID (-HS)	HF1-1HS	HFP1-1HS	HFS1-1HS	HFPS1-1HS	2 Doors & 3 Shelves
	HF2-1HS	HFP2-1HS	HFS2-1HS	HFPS2-1HS	4 Doors & 6 Shelves
	HF3-5HS	HFP3-5HS	HFS3-5HS	HFPS3-5HS	6 Doors & 9 Shelves



COMMON FEATURES

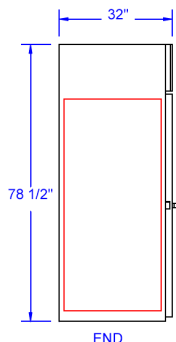
MODEL	HF1/HFP1/ HFS1/HFPS1 1 Section <i>Solid/Half Solid</i>	HF1W/HFP1W/ HFS1W/HFPS1W-1S 1 Section <i>Solid</i>	HF2/HFP2/ HFS2/HFPS2 2 Section <i>Solid/Half Solid</i>	HF3/HFP3/ HFS3/HFPS3 3 Section <i>Solid/Half Solid</i>
EXTERNAL DIMENSIONAL DATA				
Length Overall (inches) / (mm)	26" / 660	35" / 889	52" / 1321	78" / 1981
Depth Overall (inches) / (mm) <i>Add 1 3/4" for handle</i>	32" / 813	32" / 813	32" / 813	32" / 813
Height Overall— (inches) / (mm)* <i>Add 6" for legs or casters</i>	78 1/2" / 1994	78 1/2" / 1994	78 1/2" / 1994	78 1/2" / 1994
Depth with Door Open 90 °	54"	54"	54"	54"
INTERNAL DIMENSIONAL DATA				
NET Capacity (cubic ft.) / (Liters)	24 / 680	34 / 963	49 / 1388	74 / 2096
Internal Length Overall (inches) / (mm)	22" / 559	31" / 787	48" / 1219	73 1/2" / 1867
Internal Depth Overall (inches) / (mm)	28" / 711	28" / 711	28" / 711	28" / 711
Height Overall— (inches) / (mm)	60" / 1524	60" / 1524	60" / 1524	60" / 1524
ELECTRICAL DATA				
Full Load Amperes 115/60/1	7.1	7.8	12.0	208-230 / 8.4A
REFRIGERATION DATA				
Horsepower	1/2	1/2	3/4	1
WEIGHT DATA				
Gross Weight (Crated lbs)	340	406	532/550	873
Gross Weight (Crated kg)	154	184	241/250	396

HF1/HFP1/
HFS1/HFPS1-1S HF1/HFP1/
HFS1/HFPS1-1HS HF1W/HFP1W/
HFS1W/HFPS1W-1S

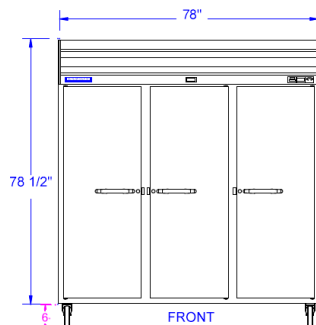


HF2/HFP2/
HFS2/HFPS2-1S HF2/HFP2/
HFS2/HFPS2-1HS

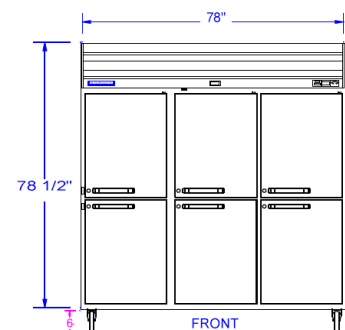
For total depth add 1 3/4" for handle. For total height add 3" (casters only) or 6" (casters/legs.)
 *Note: Some refrigeration components may protrude beyond cabinet height by up to 1 1/2" - in some models.



COMMON END



HF3/HFP3/
HFS3/HFPS3-5S



HF3/HFP3/
HFS3/HFPS3-5HS

BEVERAGE-AIR® CORPORATION

700 Buffington Road • PO Box 5932 • Spartanburg, SC 29304 USA • (864) 582-8111 • Fax (864) 582-5083 • (888) 845-9800 • www.beverage-air.com

Specifications are subject to change without prior notice. 12/09